

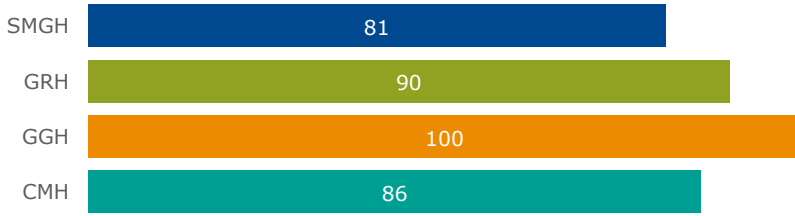
# Waterloo Wellington Hospital Capacity Report (Omicron Wave)

## Occupancy and Activity information

This section describes the overall activity of the hospital including the use of the emergency department (ED), acute care beds and intensive care unit (ICU) beds. This includes both COVID and non-COVID care. Hospitals in the region have added a total of 235 new beds in this region during the pandemic across the seven hospitals and hundreds of additional staff.

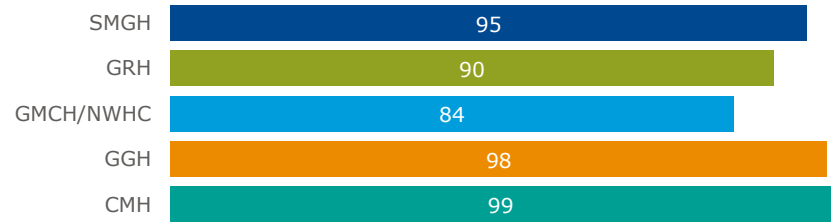
### ICU Occupancy (percent) <sup>(1)</sup>

Source: Hospital Reporting

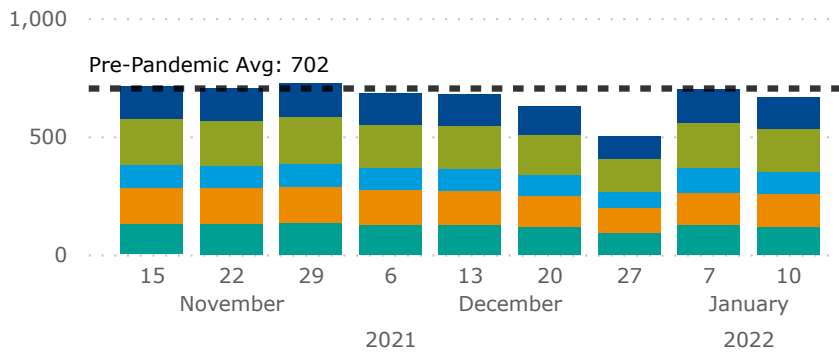


### Acute Care Occupancy (percent) <sup>(2)</sup>

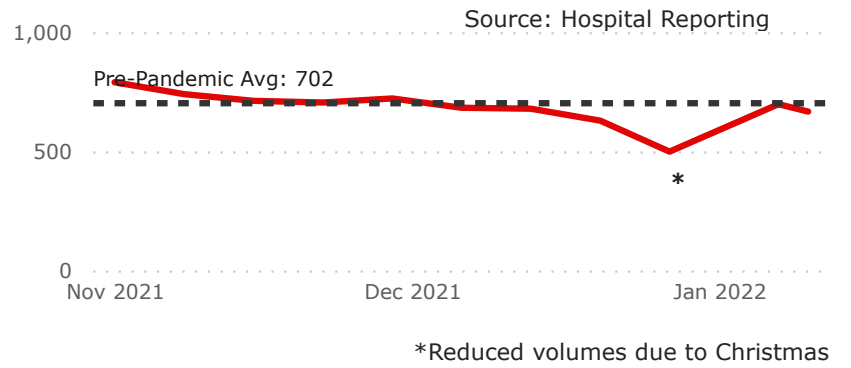
Source: OHWest COVID Dashboard



### Daily ED Visits (7 day Avg.)



### WW Daily ED Visit Trend <sup>(3)</sup>

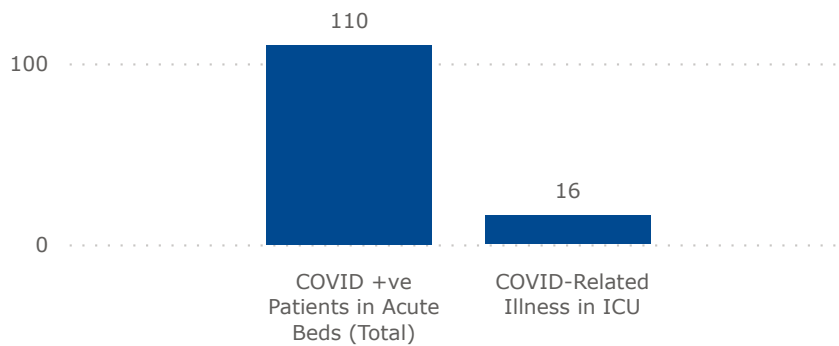


## COVID information

This section describes the number of patients requiring COVID care at our hospitals.

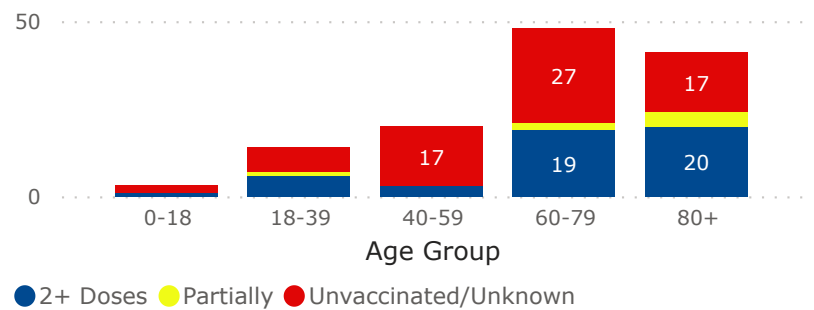
### # of Patients in Hospital for COVID

Source: OHWest COVID Dashboard



### COVID Hospitalization by Age and Vaccine Status

Source: Hospital Reporting

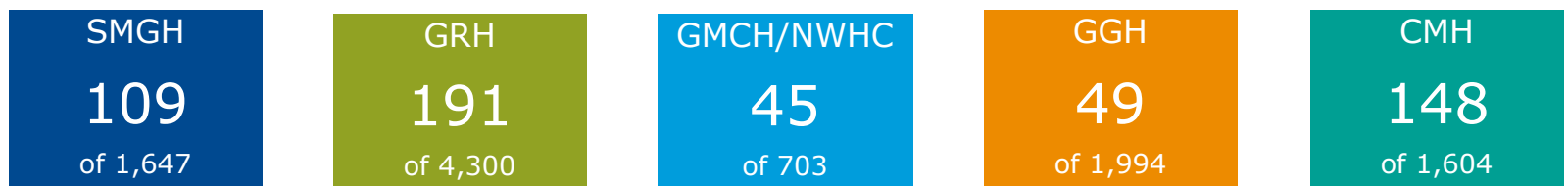


## Implications of COVID for the workforce

Prevalence of COVID in the community is very high and across all sectors/organizations, and the workforce is being impacted. This section describes the number of staff impacted by COVID (COVID positive, and/or isolating at home due to high-risk contact). It does not reflect additional reasons staff may not be at work.

### Staff Impacted by COVID-19 <sup>(4)</sup>

Source: Hospital Reporting



(1) ICU Occupancy includes level 3 beds

(2) Acute care Occupancy excludes ICU, Child Birth, Mental Health, & On-Service Pediatric Beds

(3) Pre-pandemic volume based on F19/20 data, & Dec '21 data estimated based on eCTAS

(4) Staff impacted by COVID (including work isolation); does not include other reasons staff may be off

Refresh Date: 1/11/2022 11:54

For more information please contact the reporting team at reporting@smgh.ca